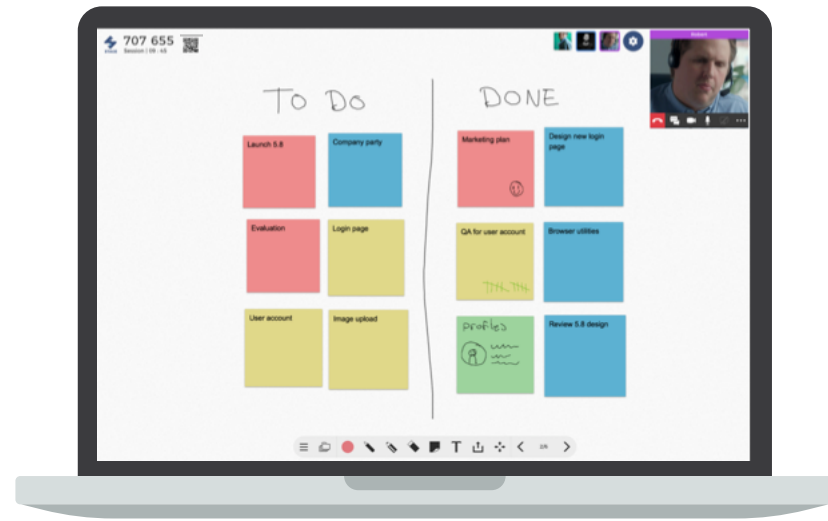




NUITEQ[®]
STAGE



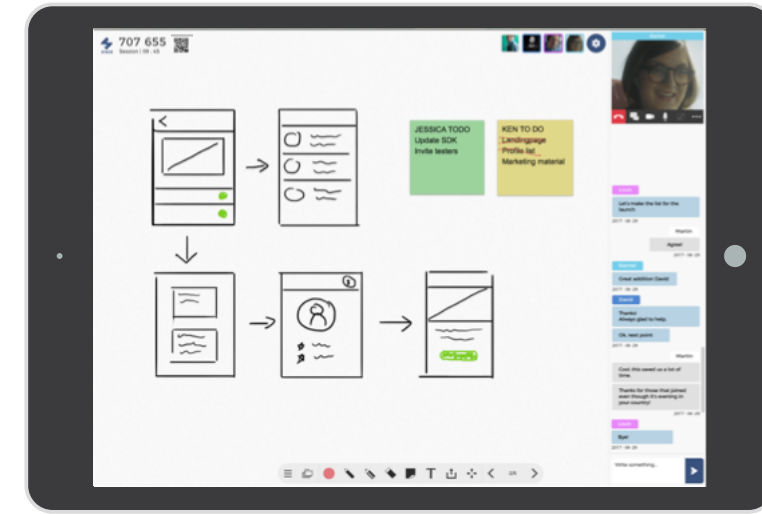
Get rid of the pain and frustration of difficult meeting access

Is setting up a meeting painful, frustrating and time consuming? Does downloading and installing apps or plugins, and dealing with complicated firewalls affect your teams productivity?

NUIEQ Stage makes real-time collaboration hassle-free and instant, as it's supposed to be. Save valuable meeting time now!

Lightweight collaborative workspace with voice and video conferencing

Stage is a hassle-free collaborative workspace built for both on-site and distributed teams. Its clean interface and intuitive functionalities constitute a tool that makes collaboration easy and work more efficient.



Enter the virtual meeting room

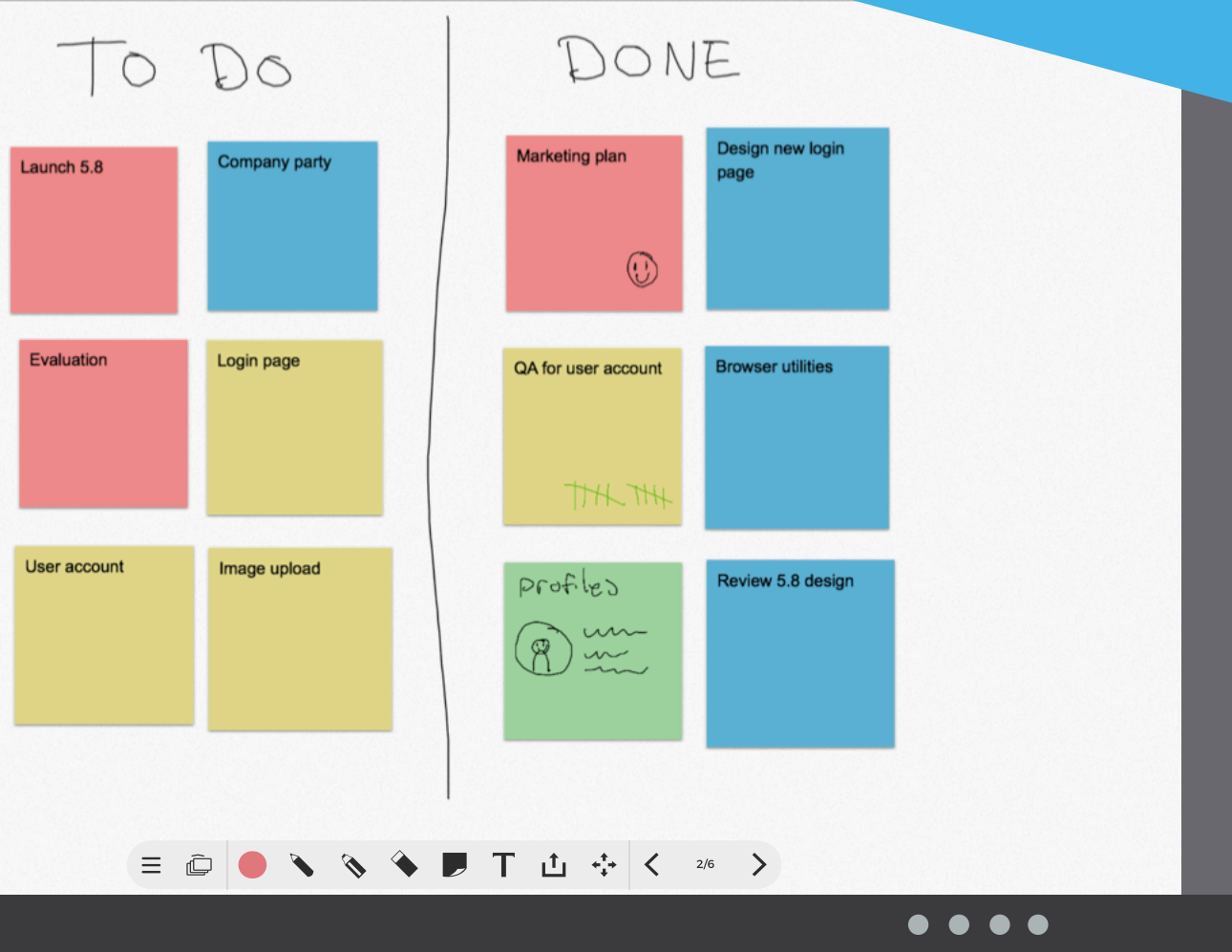
Stage creates a NUI (Natural User Interface®) workspace where you can hear and see each meeting participant, allowing you to make collaboration easy.

Team up, as if you are in the same room, to hold corporate trainings, HR presentations, and sales meetings.

Report, plan, present, brainstorm, draw, explain, or train across multiple time zones, on any device.

Reduce meeting time by instantly sharing documents such as PDFs, Word and Powerpoint documents, images, and videos.

Improve the way you manage projects and collaborate with your co-workers.



Stage helps you transform the way you collaborate

Stage enables you and your team to do it all in one place. There are tools for brainstorming, developing, digital whiteboarding, sharing, presenting, video conferencing or even being Agile.

Never before has setting up a collaboration been so simple. Stage quickly opens an idea workspace for multiple people right from your web browser. Draw or type your current topic and easily bring in media directly from your own device. Use voice, or make the collaboration face to face with the video feature.

Spend more time on your ideas and less on getting set up.

App free collaboration

Stage is a collaborative workspace designed to support mobile collaboration, enabling you and your peers to share images from your camera roll and add comments with sticky notes.

Join a workspace in 3 easy steps

Start collaborating

1.

2.

3.



Go to stg.live



Enter code

The screenshot displays a collaborative workspace interface. At the top left, it shows 'stg 707 655' and 'Session | 09 : 45' with a QR code. The main workspace contains a diagram with four nodes: 'Profile', 'List', 'Action', and 'Action' (bottom right), connected by arrows. To the right of the diagram are two task lists: 'JESSICA TODO' (Update SDK, Invite testers) and 'KEN TO DO' (Landingpage, Profile list, Marketing material). Below these are two charts: a 'Pie Chart Title' with segments for 60% and 40%, and a 'Bar Chart Title' with a y-axis labeled 'Metric' and an x-axis labeled 'Dimension' showing data for Jan, Feb, Mar, Apr, May, and Jun. On the right side, there is a chat window with messages from participants like 'Kain', 'Martin', 'Robert', 'David', and 'Martin'. At the bottom, there is a toolbar with various icons for navigation and editing.

Features

- Built-in video and voice conferencing
- Invite colleagues from remote locations
- Support for mobile devices such as tablets, laptops, Chromebooks™, large format interactive displays, and projectors
- Accessible from within the browser (optimized for Chrome™, Firefox®, Windows®/macOS®/Linux®)
- Document and file sharing
- Save workspaces as PDFs and store them on your computer or into the cloud
- Simple and intuitive workspace features such as annotation, writing, drawing, erasing, importing content, including videos and images
- Scale and zoom content with multitouch gestures
- Real-time shared whiteboarding
- Infinite slides
- You don't need an account to join and collaborate on a Stage as a guest*
- No need to download and install any software or plugins
- Screen sharing capability, display your screen directly on Stage
- Find your collaboration workspace safely stored in the cloud, at any time
- Move ideas around as Sticky Notes

*You need a Stage account to create a collaboration workspace. Contact us at mail@nuiteq.com to get an account.



Design

Create mood boards, concept drawings, design layouts or wireframes.



Productivity

Create effective workflows and help with fast decision making.



Feedback

Get instant feedback from your team or customers.



Business

Brainstorm ideas, create roadmaps or map out business plans.



Planning

Easily create scheduling and resource management for your projects.



Meet anytime & anywhere

Defy space and time; have meetings with audio, video, and chat.



Education

Take advantage of the multi-user capability to organize virtual trainings for your teams and customers.



Security

Safe, cloud-based solution. Password protected session.

Start collaborating now!

stg.live

Created with love by

NUITEQ®

NUITEQ.com | [@multitouch](https://twitter.com/multitouch) | facebook.com/NUITEQ | www.stg.live

©2019 NUITEQ® and Natural User Interface® are registered trademarks. All Rights Reserved.
All logos, trademarks and registered trademarks are the property of their respective owners.